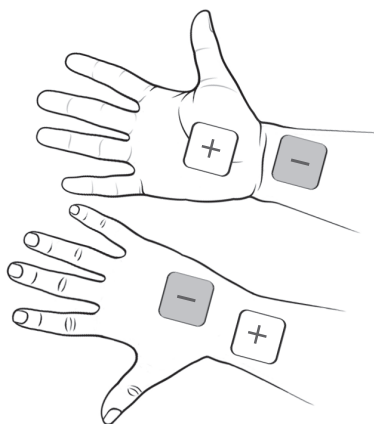


## RELIEF FOR PAIN SYMPTOMS

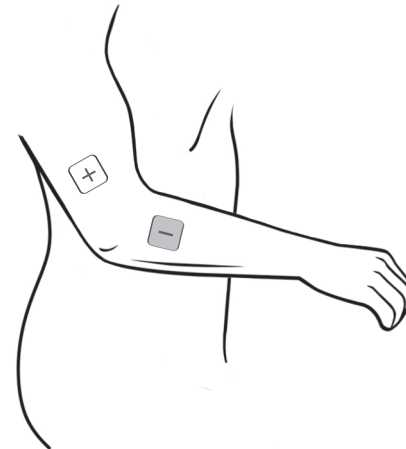
## 2 ELECTRODE PLACEMENT GUIDE

The placement of electrodes can be one of the most important parameters in achieving success with therapy. Apply electrodes to the exact site indicated by your physician or healthcare professional. The skin at the application site must be clean and dry. Press electrodes firmly to the skin, making good contact between the skin and the electrodes.

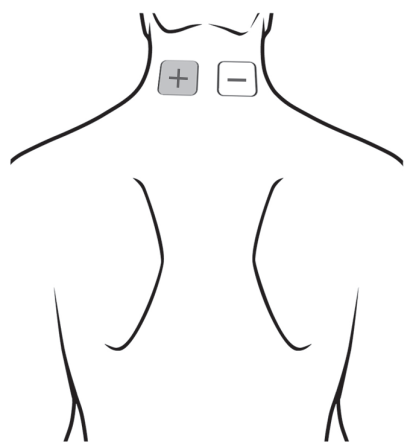
**Never remove the self-adhesive electrodes from the skin while the device is turned on.**



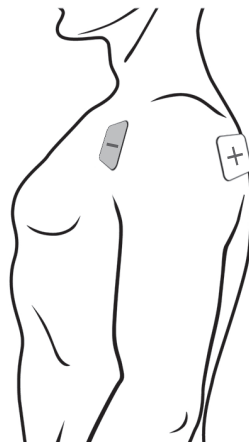
**CARPAL TUNNEL**



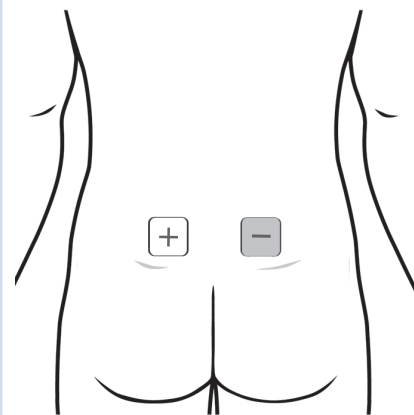
**ELBOW PAIN**



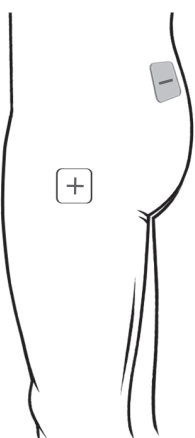
**CERVICAL PAIN**



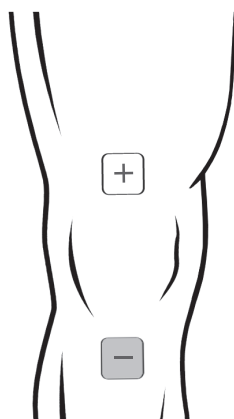
**SHOULDER PAIN**



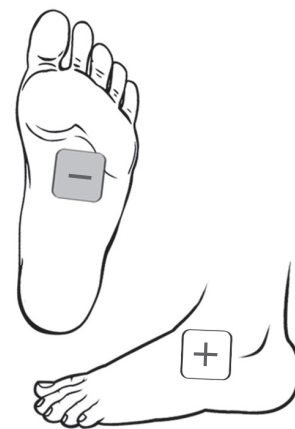
**LUMBAR PAIN**



**HIP PAIN**



**KNEE PAIN**



**FOOT PAIN**